

PANCHSHEEL PUBLIC SCHOOL



CURIOUS MINDS - II



INDEX

UNIT 1 VARIATIONS WITH VOCABULARY

a. LET'S FORM A GROUP

UNIT 2 STRIDES WITH SCIENCE

a. HOW OUR BODY WORKS

UNIT 3 NUMERICAL NOTATIONS

a. PUZZLES

UNIT 4 INFORMATION TECHNOLOGY

a. FUN WITH TUX PAINT

UNIT 5 SPORTS

a. THE GAME OF BADMINTON

LET'S FORM A GROUP



A collective noun is a naming word used to refer to a group or number of animals, people or things.

Example: A class of students

A bouquet of flowers.

A band of musicians

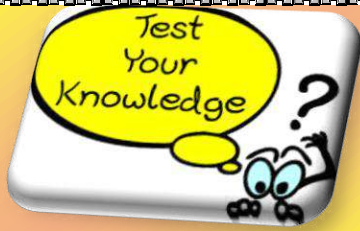
A bunch of keys

A pride of lions



AMAZING LANGUAGE FACTS

- English is the **language of the sky**.
- **"I am"** is the shortest complete sentence in English language.
- The sentence **"The quick brown fox jumps over the lazy dog"** contains all alphabets.
- The most common adjective in the English language is **'good'**.



Fill in the blanks with collection names:

HELPOBOX

Team Flock
Pride Herd School
Band Litter Fleet



1. Group of ship or cars: _____

2. Group of singers: _____

3. A number of puppies: _____

4. Group of oxen: _____

5. Group of birds: _____

6. Collection of fish: _____

7. Group of players: _____



TONGUE TWISTERS.....

1. THE CAT WITH A HAT
SLEEPS ON THE MAT.
2. EIGHT GRAY GEESE GAZING
GAILY INTO GREECE.















“How Our Body Works”

➤ Our body works like a machine. It has many parts that do different things. We can see some parts of our body such as the head, eyes, ears, tongue, hands and legs.

- Write the names of the parts of body -

FEET	EAR	LEG	NOSE	HEAD
FINGER	EYES	ARM	MOUTH	HAND
	<input type="text"/>		<input type="text"/>	
	<input type="text"/>		<input type="text"/>	
	<input type="text"/>		<input type="text"/>	
	<input type="text"/>		<input type="text"/>	
	<input type="text"/>		<input type="text"/>	



➤ There are many parts or organs that are inside our body. We cannot see them. The brain, heart, lungs and stomach are inside our body.

- **Tick the correct words to complete the sentences below –**

1. The ____ is the control center for our body.



brain



heart

2. The ____ pumps blood around the body.



stomach

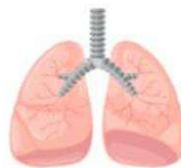


heart

3. We use our ____ to breathe.



heart



lungs

4. We need our ____ to digest food.



lungs



stomach



“Amazing Facts”

- ✓ Skin is the largest sense organ in the human body. It covers the whole body.
- ✓ The heart weighs about as much as a juice box.
- ✓ The human brain is more than three times bigger than the brain of other animals.
- ✓ The human body has 270 bones when we're born, but only 206 bones by the time we're adults.
- ✓ The liver can regenerate.
- ✓ Your nose cleans the air you breathe.
- ✓ More than half of your bones are located in the hands, wrists, feet, and ankles.
- ✓ The largest bone in the human body is the femur, also known as the thigh bone.
- ✓ Each arm and leg have 30 bones each.
- ✓ The skull of a fully grown human has 28 bones.



“Test Your Knowledge”

1. Rearrange the letters to get names of some body parts of our body: -

- a) TWRIS _____
- b) HINC _____
- c) NEKE _____
- d) GERFIN _____
- e) WELOB _____
- f) ETOS _____

2. Which part of your body do you use to –

- a) throw a cricket ball _____
- b) smell a flower _____
- c) run in a park _____
- d) read a book _____
- e) paint a picture _____
- f) listen to music _____

3. Write the two things that are –

- a) green in colour _____
- b) nice to smell _____
- c) cold to touch _____
- d) sweet to taste _____
- e) good to hear _____

PUZZLES

A puzzle is a game, problem, or toy that tests a person's ingenuity or knowledge. In a puzzle, the solver is expected to put pieces together (or take them apart) in a logical way, in order to arrive at the correct or fun solution of the puzzle.


Using puzzles is a great way to learn facts and develop mental calculation and thinking skills in a fun and easy way.

Puzzles come in plenty of different varieties, too. Some more straightforward number puzzles do require calculations to find the solution. Others are more like logic puzzles and challenge you to look for a pattern. Still others present the puzzle through pictures, making them great for visual learners.

Test your knowledge



**How many
total squares
are there?**



**When Lisa was 6 years old,
her sister Lucy was half her age.**

**If Lisa is 40 years old today,
how old is Lucy?**



#4


$$6 + 4 = 4$$

How can you make the equation true by moving **ONLY ONE** matchstick?

#5



What can you put between a 7 and an 8 so that the result is **GREATER THAN 7**, but **LESS THAN 8**?

#3

What are three different whole numbers whose sum **AND** product are equal?

$$A + B + C = D$$

$$A \times B \times C = D$$



△ Complete the following patterns:



△ Identify the number patterns and complete the following:

1. 7 14 21 28

2. 15 25 35

3. 8 12 16 20

4. 50 48 46 44

5. 99 90 81 72

6. 3 6 9 12 15

7. 15 30 45 60

8. 40 60 80


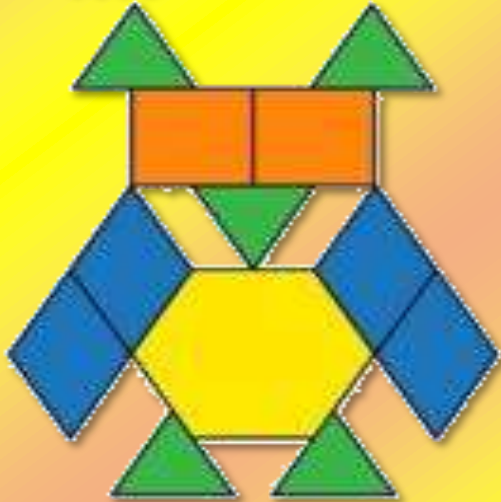
9. 80 70 60

10. 0 11 22 33

Activity:

Build and Count

owl

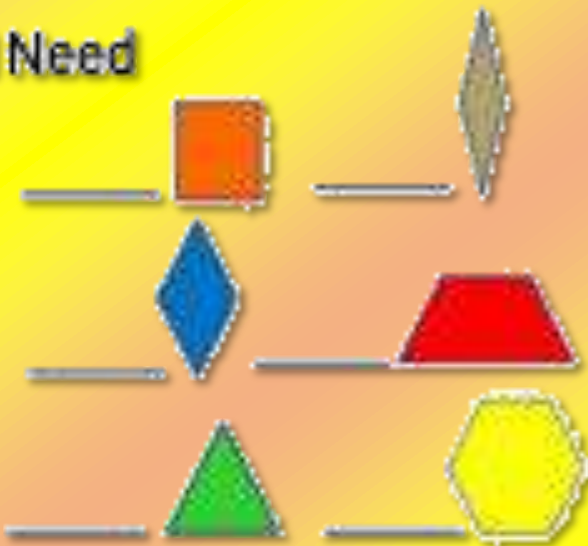


Graph



Can you make it?

I Need



bear

What is tux paint?

Tux paint is a free program which help us to draw and colour. It has various tools and effects to enhance your creativity in a drawing.

Starting Tux Paint

- To open Tux Paint on your computer –
 - 1) Click on the start button Fromm the all-programs list as shown below.



2) Choose Tux Paint either full screen or window.



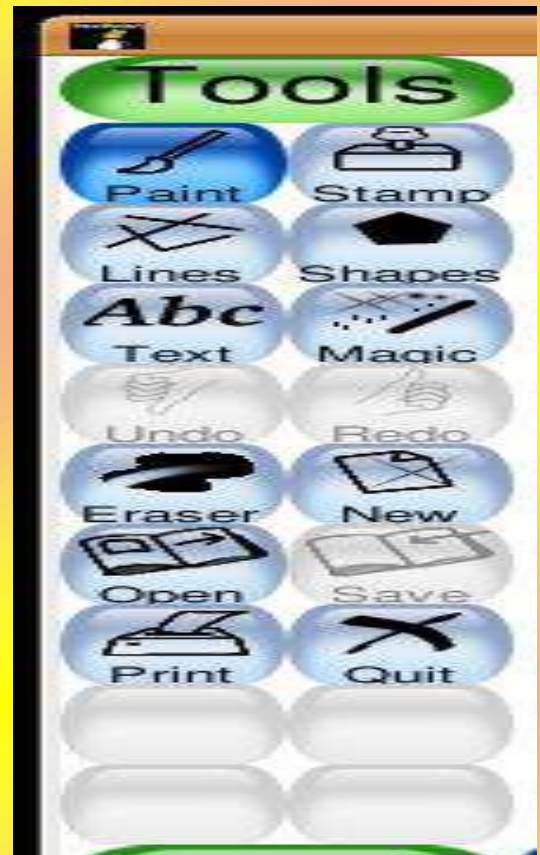

3) Select Tux Paint by double – clicking it.

4) Tux Paint welcome screen will open.



Parts of Tux Paint screen

- 1) **Toolbar** – Toolbar has the initial tools that are required for basic purpose and also has some program control like undo, new, save, print. This is present on the left side of the area.

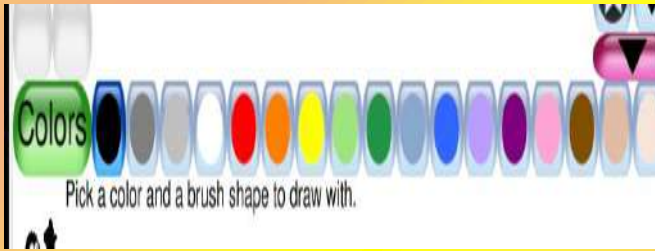


Sub- toolbar – It gives several selectable objects like the brushes, text, shape, eraser, magic, etc. It will be seen on the right side of the tux paint area.

2)

3)

4)

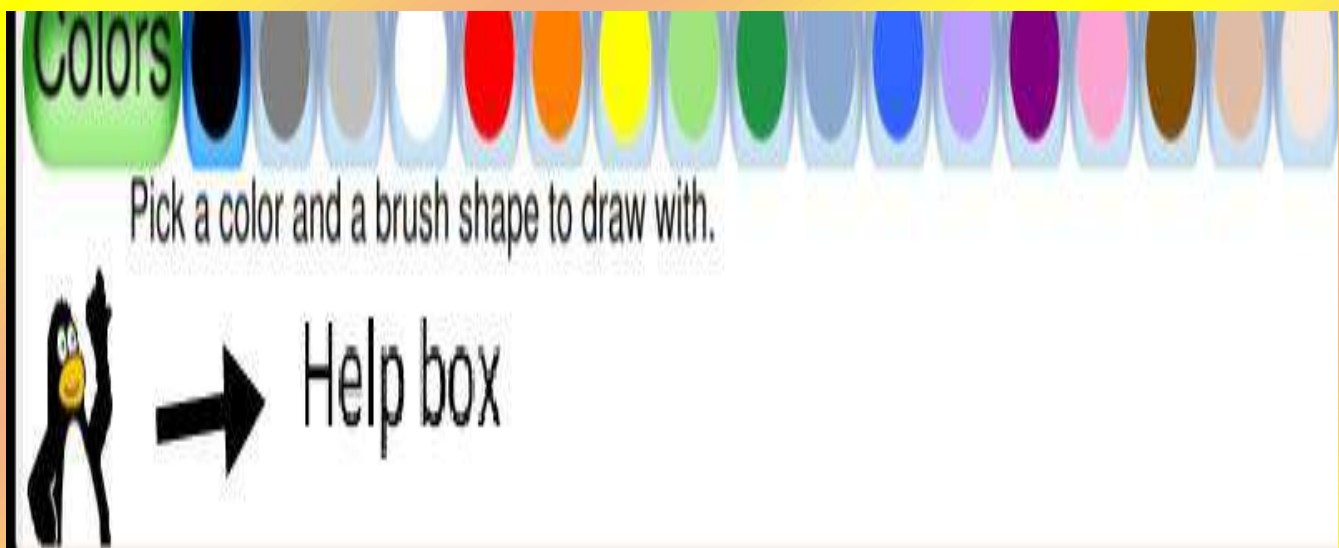


5. Colour box or Colour palette – It has lots of colour painting options in it due to which the colorful images are made. Below the toolbar and sub toolbar, the colour palette is there.

6. Drawing Area or Drawing Canvas – In it we draw certain images it's an area where the work is performed. This is present in the middle portion.



7. Help Area – In help area we find the information, tips, encouragement and instructions are provided so that we can work easily without facing many problems.





AMAZING FACTS

- There are approximately 6000 new computer viruses released every month.
- Using a mouse can burn calories.
- More than 80 % of e- mails sent daily are spam.
- Gaming computers heat a room just as effectively as a space heater does.



1) Fill in the blanks with the help of given box:

free left colour palette drawing Eraser

- a) We can choose any colour from _____
- b) Tux Paint is a _____ program.
- c) Toolbar is present on the _____ side of the area.
- d) We can draw images in _____ area.
- e) _____ tool help to erase a mistake in Tux Paint.

2) Label the parts of main screen of Tux Paint:



THE GAME OF BADMINTON

The Badminton World Federation (BWF; originally the International Badminton Federation), the world governing body of the sports, was formed in 1934. The roots of the sports can be traced to ancient Greece, China and India. Badminton is also popular in Malaysia, Indonesia, Japan and Denmark.

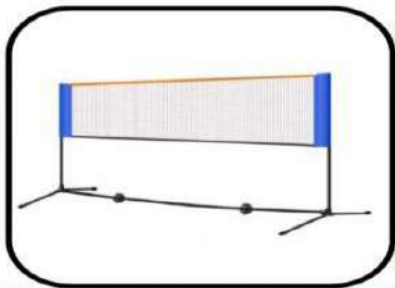


Amazing facts!

- 1) Badminton is the 2nd most popular sport in the world.
- 2) A badminton match once lasted just 6 minutes.
- 3) A shuttle is made from the left wing of a goose.
- 4) The strings of badminton racquets are made from the stomach linings of cats.
- 5) Badminton was initially played with the players' feet.



Let's test your knowledge



The shuttle

Badminton court

The racket

The net



PANCHSHEEL PUBLIC SCHOOL

CURIOUS MINDS



36000 29145 2

CURIOUS MINDS